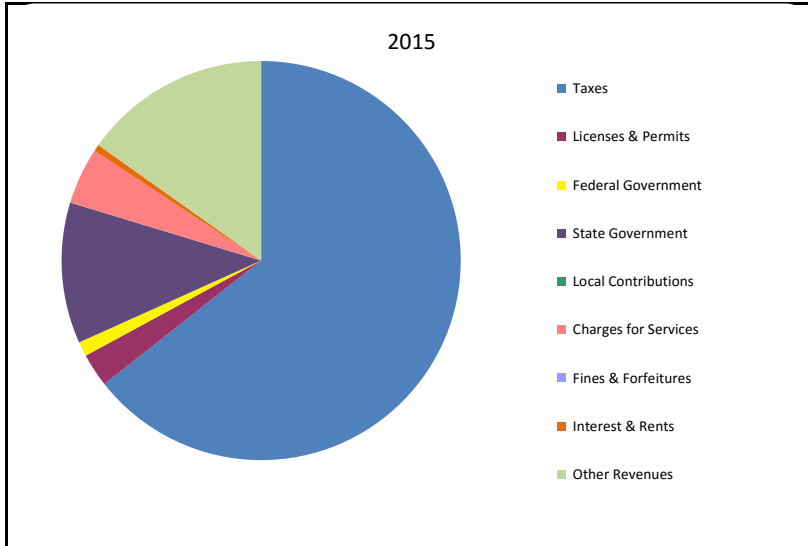


CITIZENS' GUIDE TO LOCAL UNIT FINANCES - Woodhaven - Wayne

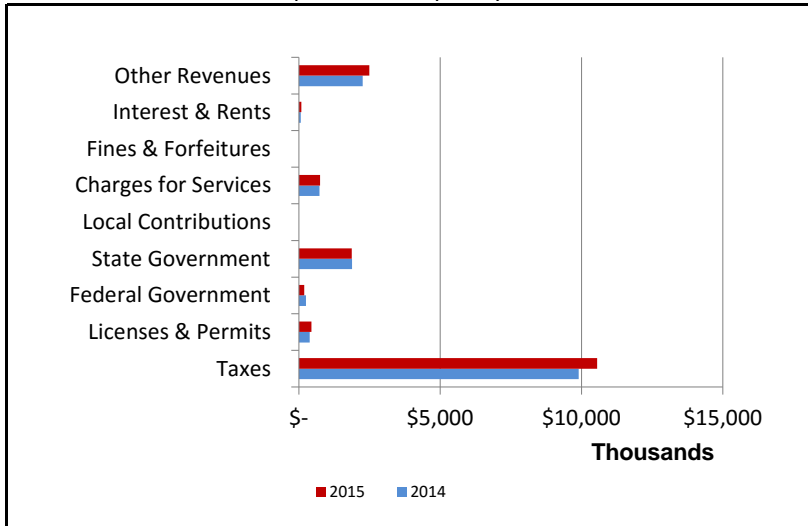
1. Where our money comes from (all governmental funds)



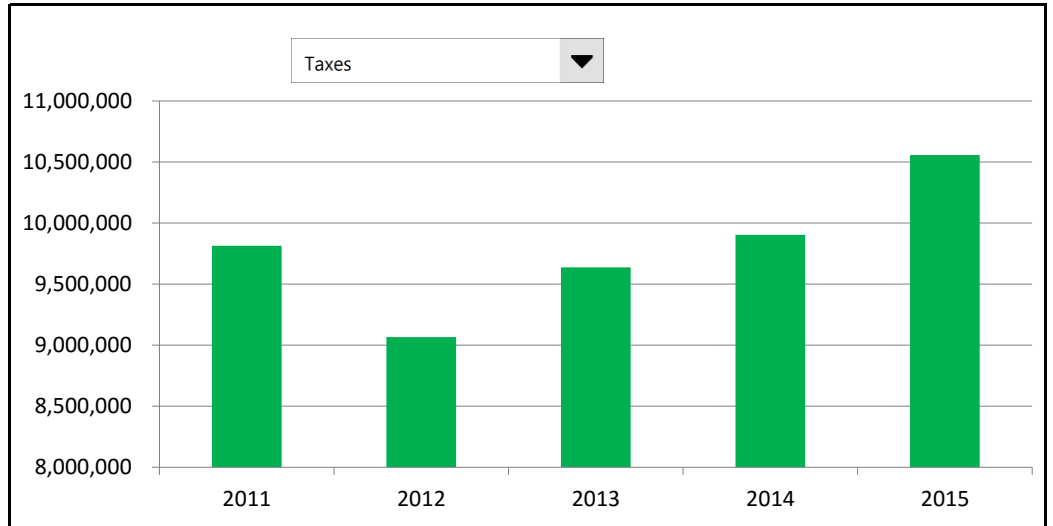
2. Compared to the prior year

	2014	2015	Change
Taxes	\$ 9,902,888	\$ 10,557,553	6.61%
Licenses & Permits	\$ 382,659	\$ 444,891	16.26%
Federal Government	\$ 252,904	\$ 193,925	-23.32%
State Government	\$ 1,881,474	\$ 1,871,897	-0.51%
Local Contributions	\$ -	\$ -	N/A
Charges for Services	\$ 728,105	\$ 751,042	3.15%
Fines & Forfeitures	\$ -	\$ -	N/A
Interest & Rents	\$ 66,461	\$ 91,051	37.00%
Other Revenues	\$ 2,261,651	\$ 2,488,262	10.02%
Total Revenues	\$ 15,476,142	\$ 16,398,621	5.96%

3. Revenue sources - compared to the prior year



4. Historical trends of individual sources

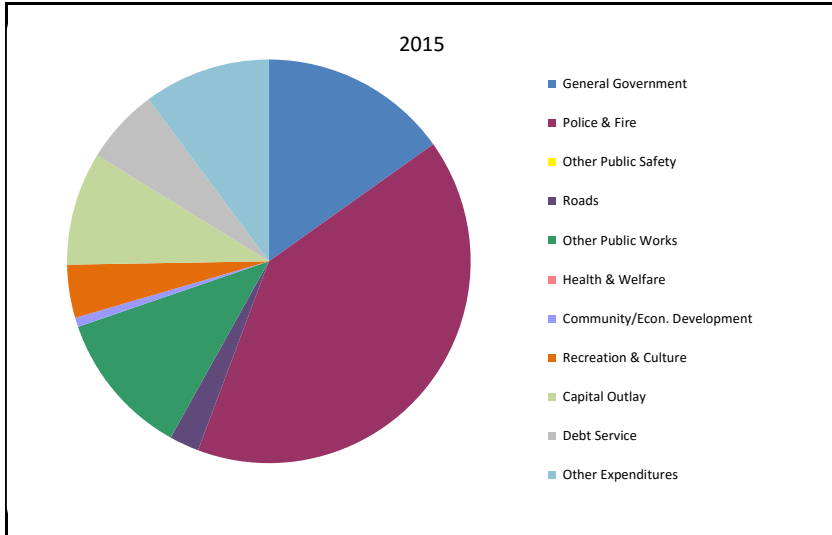


Commentary:

For more information on our unit's finances, contact Jeff Daigneau at (734) 675-4925.

CITIZENS' GUIDE TO LOCAL UNIT FINANCES - Woodhaven - Wayne

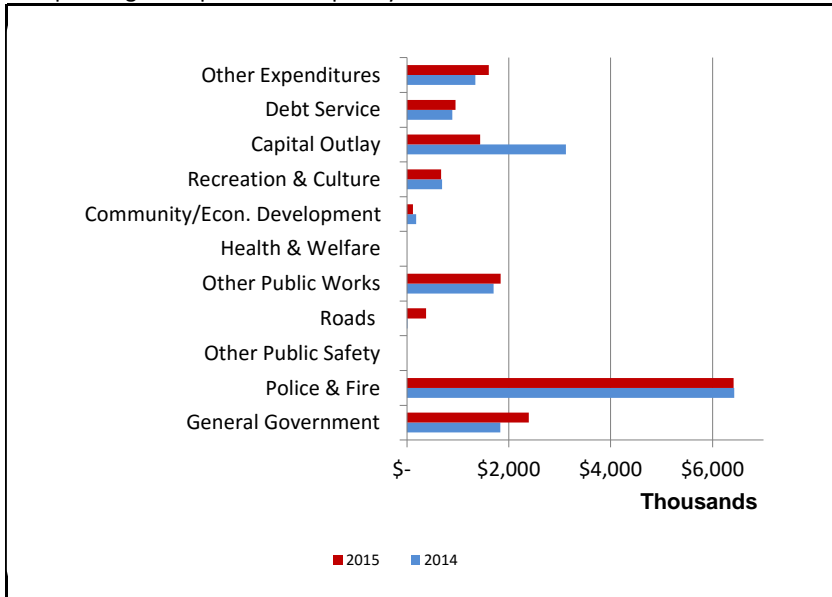
1. Where we spend our money (all governmental funds)



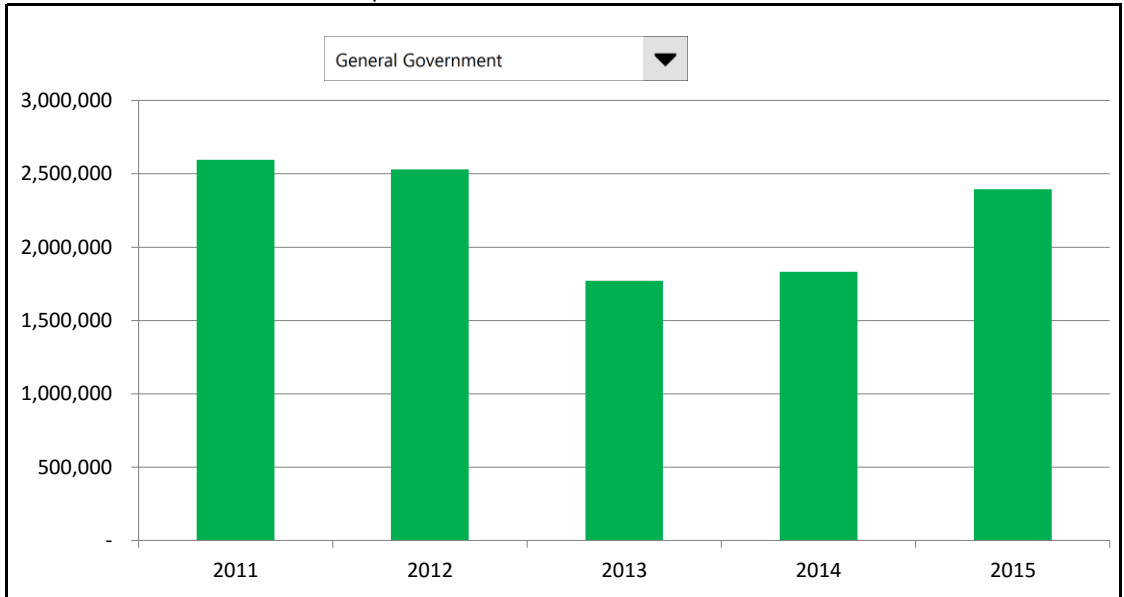
2. Compared to the prior year

	2014	2015	Change
General Government	\$ 1,831,570	\$ 2,394,966	30.76%
Police & Fire	\$ 6,426,121	\$ 6,413,391	-0.20%
Other Public Safety	\$ -	\$ -	N/A
Roads	\$ 14,423	\$ 376,904	2513.22%
Other Public Works	\$ 1,699,013	\$ 1,841,022	8.36%
Health & Welfare	\$ -	\$ -	N/A
Community/Econ. Development	\$ 178,856	\$ 117,653	-34.22%
Recreation & Culture	\$ 693,352	\$ 672,627	-2.99%
Capital Outlay	\$ 3,122,686	\$ 1,435,947	-54.02%
Debt Service	\$ 889,255	\$ 951,273	6.97%
Other Expenditures	\$ 1,345,782	\$ 1,607,819	19.47%
Total Expenditures	\$ 16,201,058	\$ 15,811,602	-2.40%

3. Spending - compared to the prior year



4. Historical trends of individual departments:

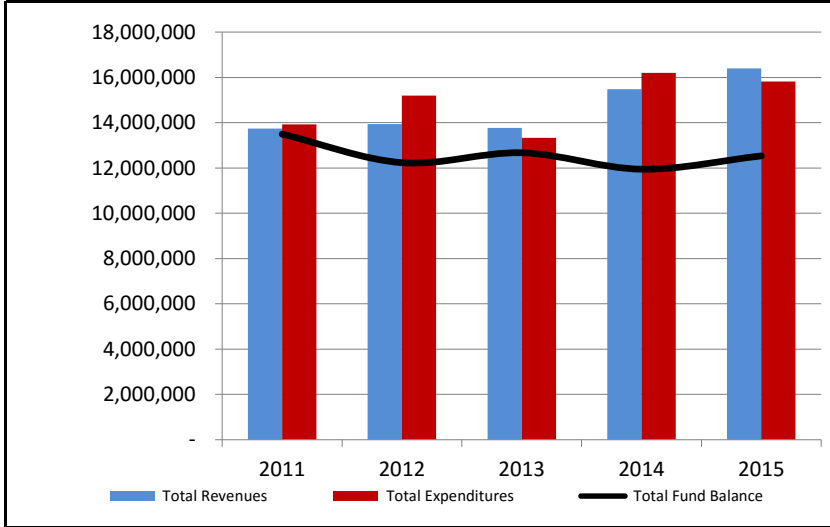


Commentary:

For more information on our unit's finances, contact Jeff Daigneau at (734) 675-4925.

CITIZENS' GUIDE TO LOCAL UNIT FINANCES - Woodhaven - Wayne

1. How have we managed our governmental fund resources (fund balance)

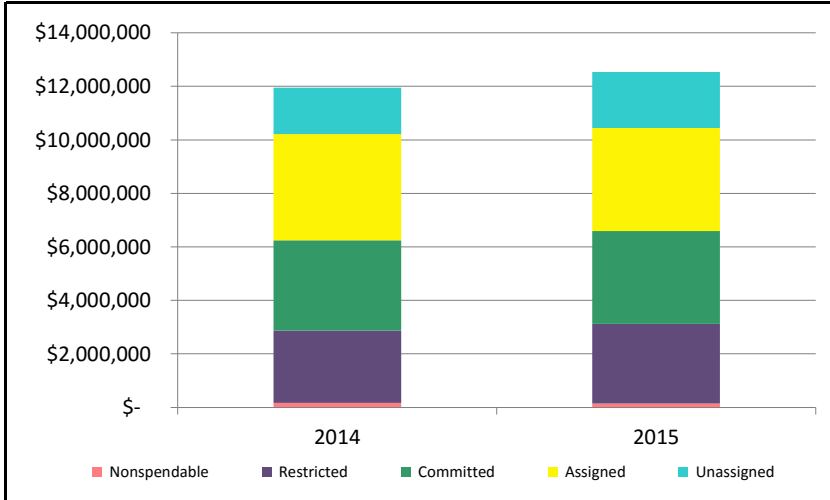


2. Compared to the prior year

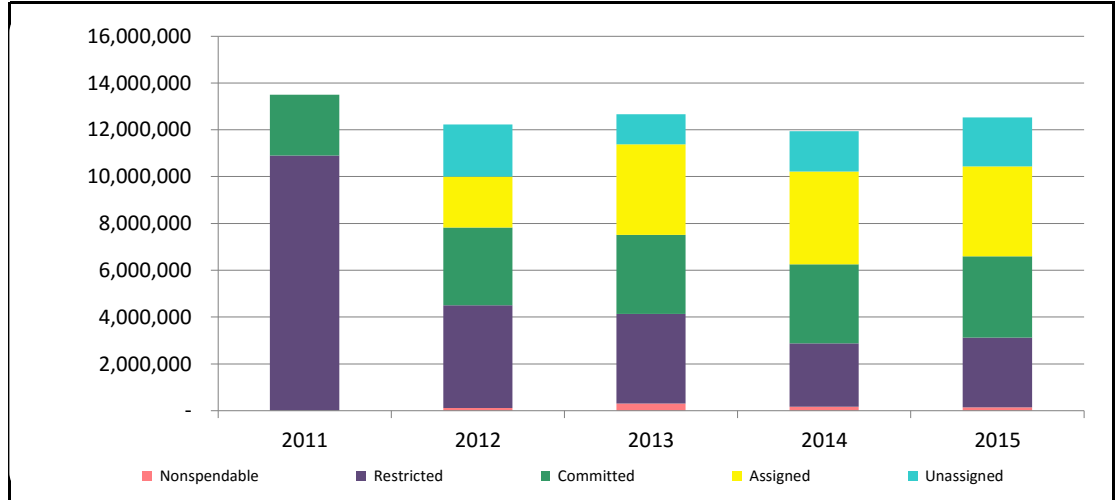
	2014	2015	Change
Revenues	\$ 15,476,142	\$ 16,398,621	5.96%
Expenditures	\$ 16,201,058	\$ 15,811,602	-2.40%
Surplus (Shortfall)	\$ (724,916)	\$ 587,019	-180.98%

Fund balance, by component:	2014	2015	Change
Nonspendable	\$ 171,937	\$ 141,911	-17.46%
Restricted	\$ 2,699,418	\$ 2,975,202	10.22%
Committed	\$ 3,378,464	\$ 3,473,243	2.81%
Assigned	\$ 3,971,341	\$ 3,852,318	-3.00%
Unassigned	\$ 1,724,232	\$ 2,089,737	21.20%
Total Fund Balance	\$ 11,945,392	\$ 12,532,411	4.91%

3. Fund balance - compared to the prior year



4. Historical trends of individual components

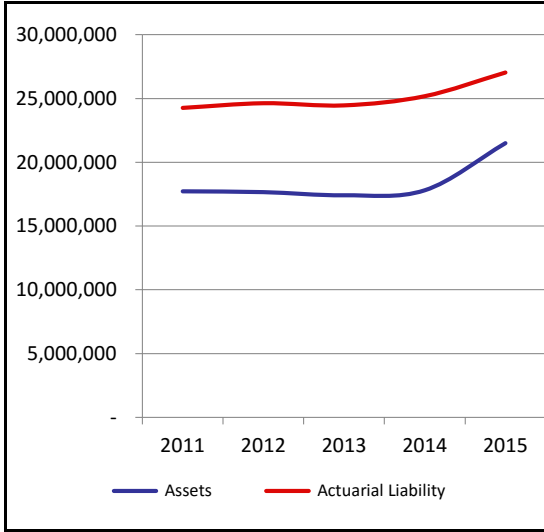


Commentary:

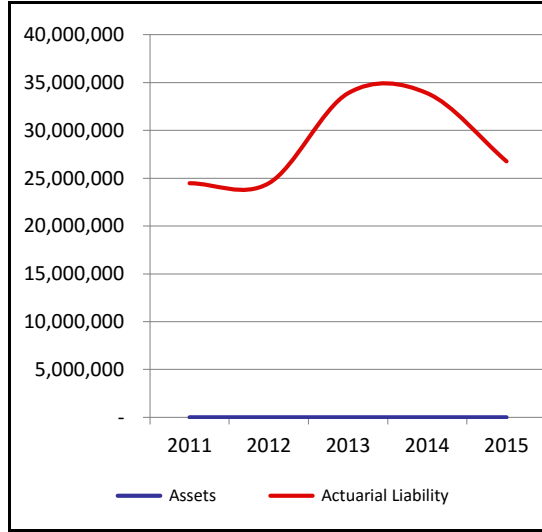
For more information on our unit's finances, contact Jeff Daigneau at (734) 675-4925.

CITIZENS' GUIDE TO LOCAL UNIT FINANCES - Woodhaven - Wayne

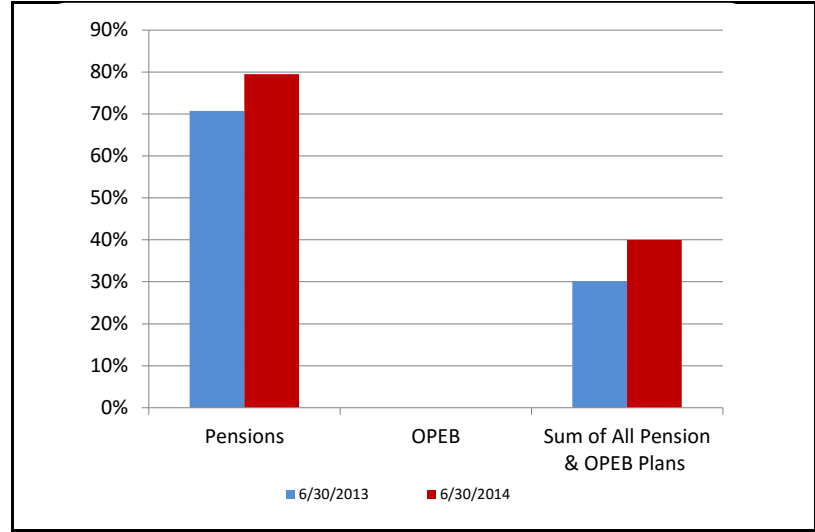
1. Pension funding status



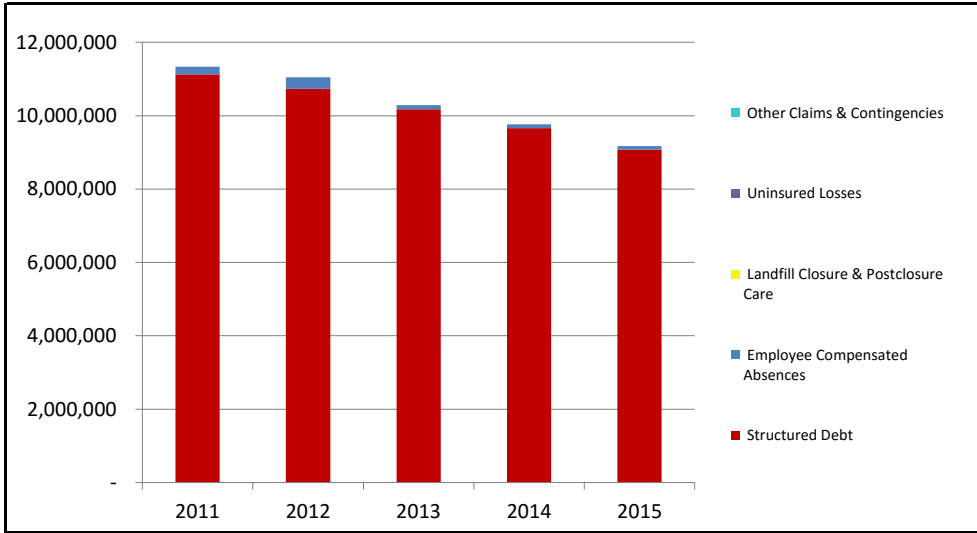
2. Retiree Health care funding status



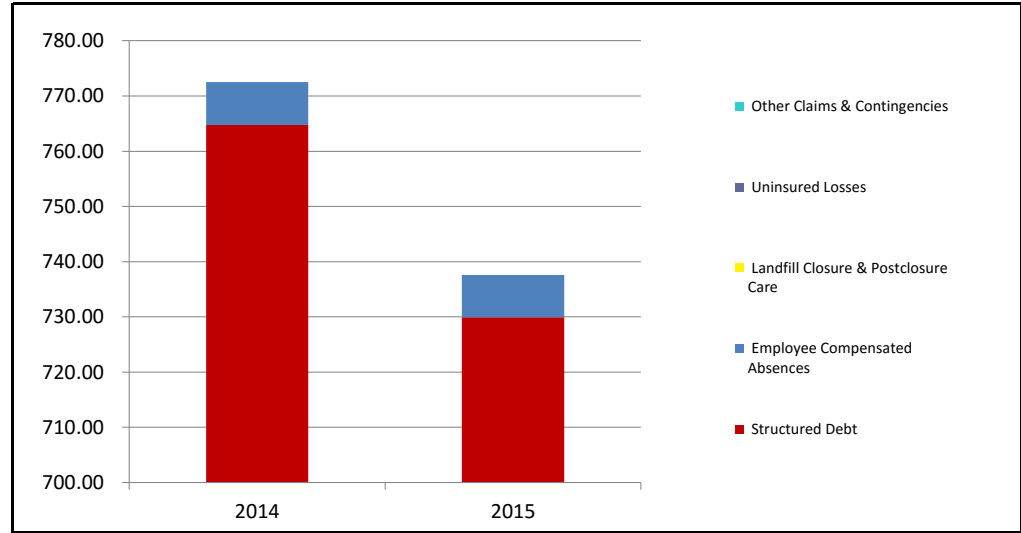
3. Percent funded - compared to the prior year



4. Long Term Debt obligations:



5. Debt & other long term obligations per capita - compared to the prior year



Commentary:

For more information on our unit's finances, contact Jeff Daigneau at (734) 675-4925.